



District Report Card: 2017


State: Punjab	District: Moga
Class: 3	Subject: Mathematics
Schools: 61	Students: 1015


Participation/Coverage


Students

<div>GENDER</div> <div></div>	Boys				Girls			
	Number		%		Number		%	
	541		53.30		474		46.70	

<div>AREA</div> <div></div>	Rural				Urban			
	Number		%		Number		%	
	940		92.61		75		7.39	

<div>CATEGORY</div> <div></div>	SC		ST		OBC		GEN	
	Number	%	Number	%	Number	%	Number	%
	854	84.14	6	0.59	66	6.50	89	8.77

<div>CWSN</div> <div></div>	LD	VI	HI	S&LD	ID	Oth
	3	2	4	1	4	14

<div>Management</div> <div></div>	Government			Government-aided		
	Number		%	Number		%
	1009		99.41	6		0.59

Average Performance of Students in Mathematics (%)

Overall	Gender		Area		Management		Social Group			
	Male	Female	Rural	Urban	Govt.	Aided	SC	ST	OBC	GEN
55.37	54.92	55.88	56.28	43.91	55.46	40.00	55.55	55.56	52.93	55.43

Performance on Learning Outcomes (LOs)

Learning Outcomes	Description	Average Performance(%)
M301	Reads and writes numbers up to 999 using place value	48.85
M302	Compares numbers up to 999 based on their place values	76.26
M303	Solves simple daily life problems using addition and subtraction of three digit numbers with and without regrouping	48.12
M304	Constructs and uses the multiplication facts (up till 10) in daily life situations	60.10
M305	Analyses and applies an appropriate number operation in the situation/ context	48.77
M306	Explains the meaning of division facts by equal grouping/sharing and finds it by repeated subtraction	53.10
M309	Identifies and makes 2D-shapes by paper folding, paper cutting on the dot grid, using straight lines etc.	72.81
M311	Fills a given region leaving no gaps using a tile of a given shape	21.84
M312	Estimates and measures length and distance using standard units like centimeters or meters & identifies relationships	17.24
M317	Reads the time correctly to the hour using a clock/watch	75.17
M318	Extends patterns in simple shapes and numbers	44.18
M319	Records data using tally marks, represents pictorially and draws conclusions	70.94

Range of Performance of Students who Answered Correctly							
Below 30%		30% - 50%		50% - 75%		Above 75%	
Number	%	Number	%	Number	%	Number	%
165	16.26	253	24.93	365	35.96	232	22.86

Lowest Performing Learning Outcomes (LOs)

- 1 - Estimates and measures length and distance using standard units like centimeters or meters & identifies relationships (17.24)
- 2 - Fills a given region leaving no gaps using a tile of a given shape (21.84)
- 3 - Extends patterns in simple shapes and numbers (44.18)
- 4 - Solves simple daily life problems using addition and subtraction of three digit numbers with and without regrouping (48.12)
- 5 - Analyses and applies an appropriate number operation in the situation/ context (48.77)